


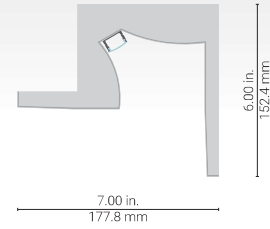
NIDUS

8133 (LM29581-33)



Gypsum Series

Linear weight: 1.368 lbs/ft, 2.036 kg/m
Cross-section dimensions:



The NIDUS profile is the best that you can use to lightwash a wall or ceiling, while keeping the **light source concealed** and the **corner visually intact**. Mount over standard 2x3in. beams without the need to build elaborate structures, level with the gypsum panels. Paint to your liking, put in the LED profile, and bring light in from apparently nowhere.

Features

- Form made of architectural-grade extruded polystyrene foam for stiffness and a high R-factor, exterior surface reinforced with fiberglass for rigidity, finished in white plaster that is primable and paintable like a regular gypsum panel
- Flush installation with standard 1/2in. gypsum panels, or level out to 5/8in. panels with drywall mud and tape, while supporting the edges over 2x3in. wall/ceiling beams
- Direct fit for the 1200 profile in ALCOA 6063-T5 aluminum alloy for superior heat dissipation, allowing the use of the full range of 1000 Series lenses, for full control of the lighting effect
- Designed to give a uniform light without hot spots with an optiflex lens and a strip or PCB of 120 LEDs per meter or more
- Application guide for 10mm (3/8-inch) LED strip or less
- Available in sections of 8 feet (2.4m)

Options



LED strip compatibility

Compatible with LED strips up to **14mm** wide.












B3528-xxV-60-8mm-4.8W	1.5W-95 lm/ft, 4.8W-312 lm/m
B3528-xxV-120-8mm-9.6W	2.9W-220 lm/ft, 9.6W-722 lm/m
B3528-xxV-120H-5mm-9.6W	2.9W-220 lm/ft, 9.6W-722 lm/m
B3528-24V-180H-5mm-14.4W	4.4W-288 lm/ft, 14.4W-945 lm/m
B5050-xxV-60-10mm-14.4W	4.4W-407 lm/ft, 14.4W-1335 lm/m
B5050-xxV-72-10mm-17.8W	5.4W-488 lm/ft, 17.8W-1601 lm/m
B3528-xxV-240-14mm-19.5W	5.9W-410 lm/ft, 19.5W-1345 lm/m



NIDUS

Components and accessories

Gypsum Series

GYPSUM PROFILE	ALU PROFILE	LENSES	ENDCAPS	BRACKETS	LENGTH
 <p>NIDUS gypsum profile 8133 (LM29581-33)</p>	 <p>1100 Profile 1200 (LM22190)</p>  <p>1200 ALU Profile 1210 (LM22200)</p>	 <p>Standard, Clear 1269 (LM22298)</p>  <p>Standard, Spread 1265 (LM22294)</p>  <p>Standard, Optiflex 1261 (LM22290)</p>  <p>Standard, Opal 1263 (LM22292)</p>	 <p>Standard 1100 1294 (LM22299-11) WITHOUT HOLE 1295 (LM22299-15) HOLE</p>  <p>Standard 1200 1270 (LM22300-05) WITHOUT HOLE 1273 (LM22300-01) HOLE</p>	 <p>Flat bracket 1280 (LM22306)</p>  <p>3M mounting tape, 8mm, 33m roll 1033 (LM21027-22)</p>	<p>Available in sections of 8 feet (96inches/2.4m).</p>
<div style="border: 1px solid black; padding: 5px; text-align: center;">8133</div> <p>PROFILE</p>	<div style="border: 1px solid black; padding: 5px; text-align: center;">ALU PROFILE</div> <p>ALU PROFILE</p>	<div style="border: 1px solid black; padding: 5px; text-align: center;">LENSES</div> <p>LENSES</p>	<div style="border: 1px solid black; padding: 5px; text-align: center;">ENDCAPS</div> <p>ENDCAPS</p>	<div style="border: 1px solid black; padding: 5px; text-align: center;">BRACKETS</div> <p>BRACKETS</p>	<div style="border: 1px solid black; padding: 5px; text-align: center;">LENGTH</div> <p>LENGTH</p>